
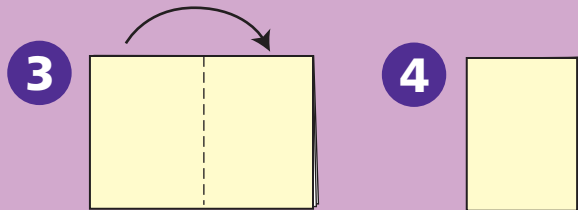
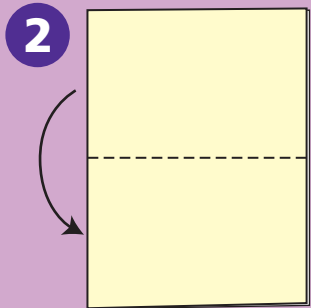



When making a book, or booklet, printers often print many pages at a time and then fold and cut the pages to assemble the finished product. This means that the pages need to be carefully arranged on the large sheet, with some pages up-side down!

Fold a sheet of A4 paper to make a 16 page booklet.
Do not cut!



Number the **pages**.

Compare results and look for **patterns**.

Consider booklets with other numbers of pages.



- When a business wants to place an advert in a newspaper or magazine, they will say what size they want their advert to be.
- All these different shaped adverts need to be fitted together on the page so that, if possible, no space is wasted.

Cut out all the adverts.

Arrange all the adverts to fit in a 10cm by 14cm rectangle.

What other rectangular page sizes could accommodate all the adverts?

**Installed
in a day.**

with nothing to
pay for a year.*

- Choice of colours
- Fully double glazed
- On existing patio or decking
- No foundation needed.

Garden patio room

* terms and conditions apply

work from home!

Your Beauty Website?

Start your website complete with beauty
products... start making profit today...

Up and running in 30 minutes



Specialist natural and
formal water features.

0800 99 88 77

Paul direct on
07890 333 444
7 days 8am to 8pm

Helps protect birds from cats all year round



For **FREE** brochure and friendly
advice call us on:

05678 998877

Avian protectors,
Unit 67, Urmston trading estate,
Humphrey Park.

01567 333 222

www.gardenman.co.uk

Call now
for your
**FREE 2010
brochure**

TRANSPORTING

SAFE HEDGE CUTTING

GARDEN RECYCLING

WATER RECYCLING

GARDENMAN

**mulch
4u**



fair trade

delivered within a
10 mile radius for
free... phone for
other distance
prices.

Tel: 1021 888 5454

**UK
POND LINERS**

Specialists in a range of pond,
lake and tank liners. Case pumps,
filters and pond accessories.

Call now for a free brochure
and sample pack.

T: 0678 4356798

TO RESERVE THIS
SPACE CALL

01874 9876543

**mellow
SKINCARE**

18g MULTI-PURPOSE
SKINCARE STICK £3.50

Soothes sore dry rough skin & lips.
Available from chemists and
supermarket pharmacies only.

70g TWIST AND WIPE
STICK £6.65 (inc. VAT & postage)



www.mellowskincare.co.uk

Garden Care

Install a micro
sprinkler system
for the most
economical use
of water

Tel: 05554 998877
www.gardencare.com

Making things work : Printing

Description

This topic looks at challenges derived from printing processes where geometric thinking is required.

Activity 1: Folding booklets

Activity 2: Placing adverts

Folding booklets has instructions for making a booklet with 16 pages and asks pupils to find a correct numbering for the pages. Begin the activity by demonstrating how the booklet is made. You may need to show how to manipulate the folded booklet in order to pencil in the page numbers. Ask your pupils to find a correct page numbering in this way then unfold their sheet of paper and compare their answers. Encourage them to observe or deduce patterns.

Resources


plain A4 and A3 paper, scissors, centimetre squared paper

For example:

- each odd number has the following even number on the reverse
- numbers adjacent to a square containing an even number always contain an odd number
- each even number has the following odd number on the same side of the paper
- the sum of adjacent page numbers is 17 (for a 16 page booklet).

This will support them in finding correct numberings without re-folding. This is a difficult problem – an early suggestion might be to find correct numberings for a 4 and then an 8 page booklet.

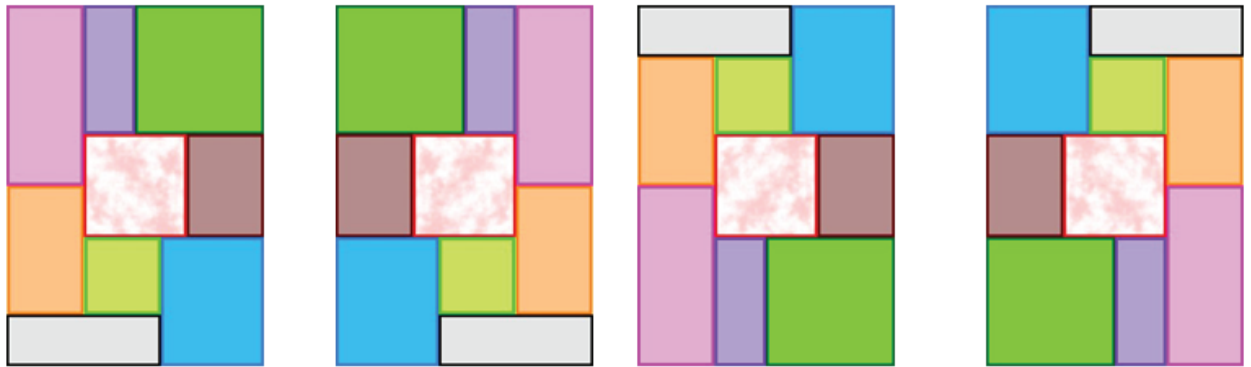
When pupils move on to consider other booklets made like this encourage them to compare the numberings and make further observations or deductions. You may need A3 paper for the 32 page booklet.



Making things work : Printing

Placing adverts explores the problem of fitting different sized rectangles into a given area. Ask your pupils to fit the adverts onto a 10cm by 14cm grid drawn on squared paper. This might involve fitting the larger advertisements first and looking for adverts with the same height or width to arrange in rows or columns.

Here are some solutions:



Encourage pupils to compare their solution with others and to note similarities and differences in these solutions. Challenge them to find as many of the possible 64 ways the complete set of adverts can be fitted onto the page. Prompt them to think about which positions of pairs of adverts can be swapped over and how many solutions arise from this. Similarly, the positions of rows can be exchanged to make new solutions.

Pupils then consider when other rectangular page sizes could work. Possible widths and heights for the page are the ordered factors of 140 – 1 x 140, 2 x 70 and so on. Encourage them to create logical arguments about why some of these cannot be used.

The mathematics

In **Folding booklets** pupils will use logic and number patterns. **Placing adverts** develops pupils awareness of area and leads into work on factors.